

optimum
modular full range



Optimum
international



As individual as you

optimum

index

total flexibility	page 03
a choice of finishes	page 04
optimum modular order form	page 05
audio visual 1100mm	page 06
audio visual 900mm	page 08
audio visual corner	page 10
prelude standard & slimline	page 12
premier standard & excel	page 15
prestige	page 18
designer	page 21
loudspeaker	page 24
modular spares	page 26

designed to impress
QUALITY YOU DESERVE

optimum modular

Optimum - stylish, versatile and, above all, totally flexible. The Optimum Range is designed to complement today's audio visual components and provide them with a stand which will look good in any home. The wide choice of models means that whatever combination of sound, cinema, satellite and screen components there are, they will look good together.

All Optimum modular units comprise 4, 6, 8 or 10mm toughened polished safety glass to British Standard BS6206A. They arrive flat packed and are quickly and securely assembled using quality fittings.

With seven finishes and eleven rod heights available plus the choice of clear or smoked glass it is a truly versatile range.

Optimum - it's as individual as you are.

Product codes

Throughout this brochure, you will find product codes. Generally speaking, codes ending 'SL' denote a slimmer depth unit and the number in the second part of the code shows the number of shelves. Remember, you can always vary rod sizes and shelf numbers to create a truly bespoke item. Your dealer will help you to specify a non standard product or contact Optimum Customer Service.

Cable Management Holes

The rear of each shelf in the Optimum Modular Range, with the exception of the Designer range, incorporates a cable management system - a circular hole capable of accommodating several cables of all sizes and standard electric mains' plugs - for neat, tidy wiring. A Cable Sock in black nylon tubing, 1.2 metres long is available to hide those ugly wires and plugs.



Cable Sock

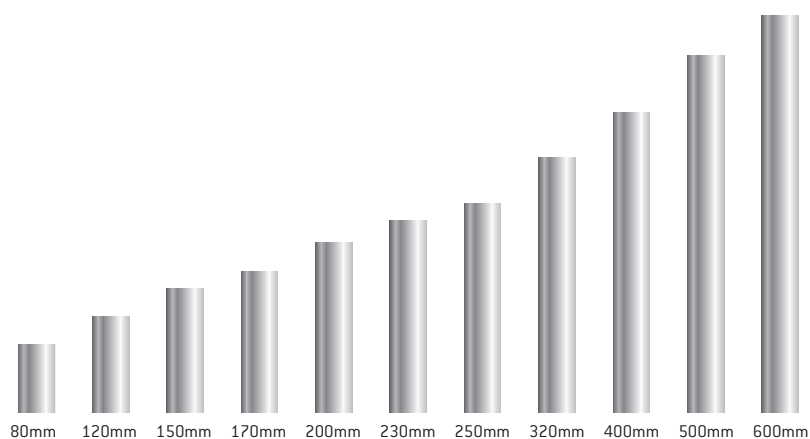
Available in black
1.2 metre lengths

optimum a choice of finishes

a choice of rod finishes

A comprehensive range of colours and finishes are available for all the Optimum models:

- satin gold
- cherry solid wood
- polished chrome
- satin black
- stainless steel
- polished gold
- light ash solid wood



optimum flexibility

Remember the line diagrams shown on the individual product pages are standard product formats, but the beauty of the Optimum Range is its total flexibility - feel free to vary the shelf heights at no extra cost for a storage unit which fits the components exactly, or add another shelf later for an additional or new size component.

please note

Not all of the rod sizes are available in all of the finishes. Please use the table opposite to check what is available.

		Support Rod Finishes						
		Satin Gold	Cherry Wood	Polished Chrome	Satin Black	Stainless Steel	Polished Gold	Light Ash
Support Rod Size	80mm	✓	✓	✓	✓	✓	✓	✓
	120mm	✓	✓	✓	✓	✓	✓	✓
	150mm	✓	✓	✓	✓	✓	✓	✓
	170mm	✓	✓	✓	✓	✓	✓	✓
	200mm	✗	✗	✓	✗	✓	✗	✗
	230mm	✓	✓	✓	✓	✓	✓	✓
	250mm	✗	✗	✓	✗	✓	✗	✗
	320mm	✗	✓	✓	✗	✓	✗	✗
	400mm	✓	✓	✓	✓	✓	✓	✓
	500mm	✓	✓	✓	✓	✓	✓	✓
	600mm	✓	✓	✓	✓	✓	✓	✓

optimum modular order form

Date Of Order: _____ Store: _____

Customer Name: _____

Customer Address: _____

Postcode: _____

Email: _____

Telephone: _____ Mobile: _____

Item Required:

AV1100 ☐

AV900 ☐

AV CORNER ☐

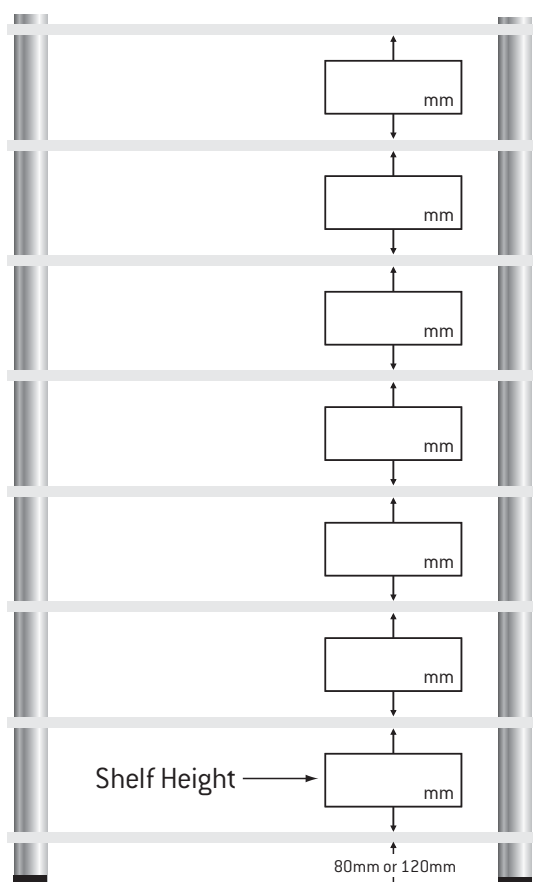
PRELUDE ☐

PREMIER ☐

PRESTIGE ☐

DESIGNER ☐

LOUDSPEAKER ☐



Overall Stand Height: mm

Product Code:

Number Of Shelves:

Glass Colour: Clear ☐ Smoked ☐

Glass Depth: Standard ☐ Slimline ☐ Excel ☐

Glass Thickness: 4mm ☐ 6mm ☐ 8mm ☐ 10mm ☐

Rod Finish: Satin Gold ☐ Cherry Wood ☐
Polished Chrome ☐ Satin Black ☐
Stainless Steel ☐ Polished Gold ☐
Light Ash Wood ☐

Castors: Yes ☐ No ☐

Black Cable Sock: Yes ☐ No ☐

Additional Information:

Please fill in the required rod measurements and the overall height in the boxes shown above. Don't forget to add in the glass thickness for each shelf. Start from the bottom and work up. The recommended base rod height is 80mm on all ranges except Premier & Premier Excel where it is a 120mm coned rod.

optimum audio visual 1100mm

AV200 - Polished chrome rods shown here with standard clear 10mm glass.



The Audio Visual 1100mm Range



The Audio Visual 1100mm Slimline and Standard range are simple and elegant. With the choice of seven finishes, eleven different heights and 10mm clear or smoked glass, a tailor made home for all your audio visual components can be created. It complements the latest plasma and LCD televisions and brings all components into one stylish digital entertainment system. The slimline version is superb for today's slim finished units, whereas the standard unit is perfect for deeper audio visual components.

AV500SLB - Polished chrome rods shown here with slimline smoked 10mm glass.

optimum audio visual 1100mm specifications

1100mm wide units

Features:

- 400mm or 500mm deep shelves
- Available in clear and smoked glass
- 10mm toughened safety glass BS6206A
- Cable management system
- Optional castors
- Suitable for hi-fi, plasma and LCD televisions

Product options and codes:

Clear Glass: AV200

Smoked Glass: AV200B

AV300

AV300B

AV400

AV400B

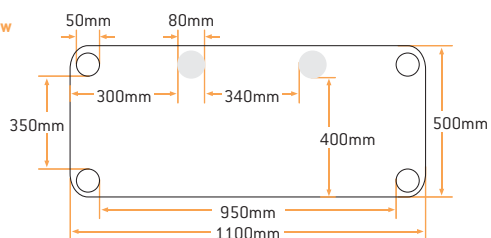
AV500

AV500B

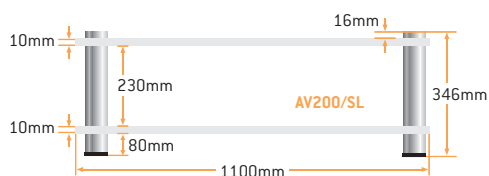
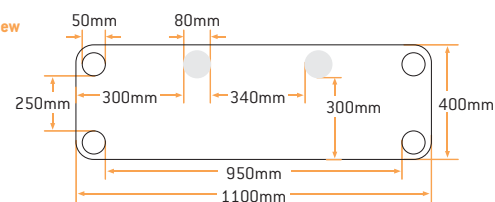
Please Note: For Slimline glass add 'SL' to the end of the part code, but before the 'B' for smoked glass i.e. **AV4000SLB**

Castors are not recommended on AV400/SL and AV500/SL stands and above.

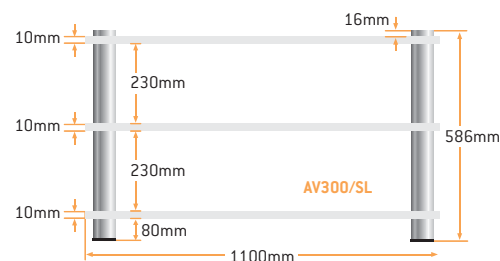
Standard Plan View



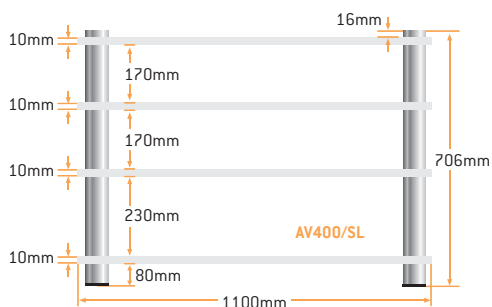
Slimline Plan View



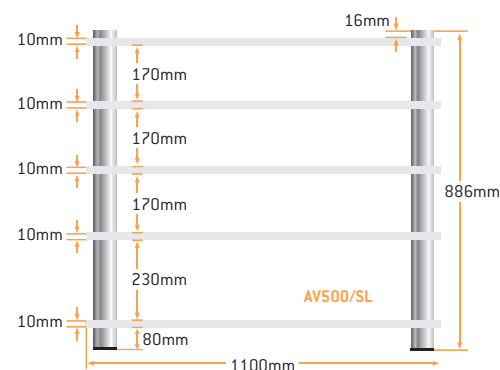
AV200SL - Stainless rods shown here with slimline clear 10mm glass.



AV300B - Polished chrome rods shown here with standard smoked 10mm glass.



AV400 - Polished chrome rods shown here with standard clear 10mm glass.



AV500SLB - Polished chrome rods shown here with slimline smoked 10mm glass.

optimum

audio visual 900mm



AV20SLB - Stainless steel rods shown here with slimline smoked 10mm glass.

The Audio Visual 900mm Range



AV30SL - Stainless steel rods shown here with slimline 10mm clear glass.

optimum audio visual 900mm specifications

900mm wide units

Features:

- 400mm deep shelves
- Available in clear and smoked glass
- 10mm toughened safety glass BS6206A
- Cable management system
- Optional castors
- Suitable for hi-fi, plasma and LCD televisions

Product options and codes:

Clear Glass: AV20SL

AV30SL

AV40SL

AV50SL

Smoked Glass: AV20SLB

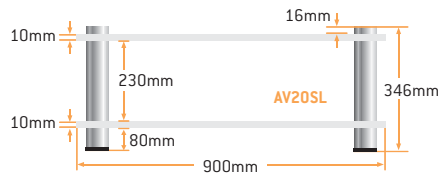
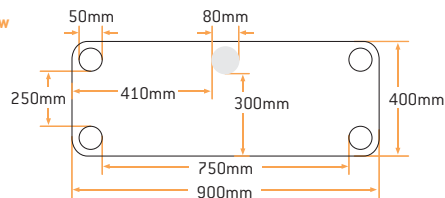
AV30SLB

AV40SLB

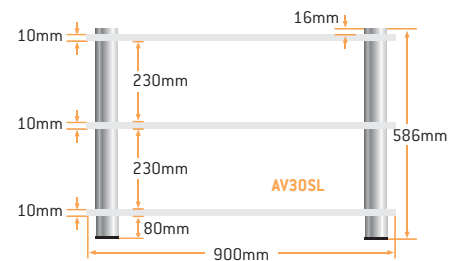
AV50SLB

Please Note: Castors are not recommended on AV40SL and AV50SL stands and above.

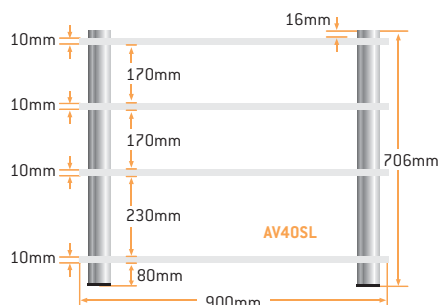
Slimline Plan View



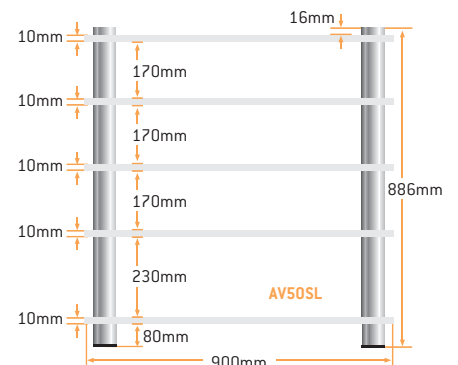
AV20SL - Polished gold rods shown here with slimline clear 10mm glass.



AV30SLB - Stainless rods shown here with slimline smoked 10mm glass.



AV40SL - Stainless steel rods shown here with slimline clear 10mm glass.



AV50SLB - Stainless steel rods shown here with slimline smoked 10mm glass.

optimum audio visual corner

AV2B - Polished chrome rods shown here with corner smoked 10mm glass.



The Audio Visual Corner Range



This range can easily accommodate standard format televisions up to 36 inches, plus rear projection, plasma and LCD models up to 60 inches. Using 10mm toughened safety glass, tested to withstand a maximum weight in excess of 500 kilos, and with a front to back measurement of 630mm there is plenty of room for today's very large audio visual equipment.

AV2 - Polished chrome rods shown here with corner clear 10mm glass.

optimum audio visual corner specifications

1100mm wide units

Features:

- 630mm deep shelves
- Available in clear and smoked glass
- 10mm toughened safety glass BS6206A
- Cable management system
- Cut off rear corners
- Suitable for large hi-fi, plasma and LCD televisions

Product options and codes:

Clear Glass: AV2

Smoked Glass: AV2B

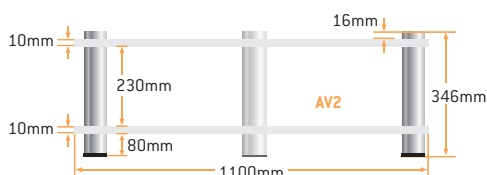
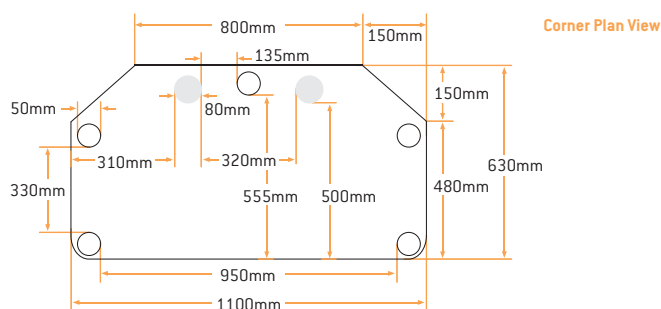
AV3

AV3B

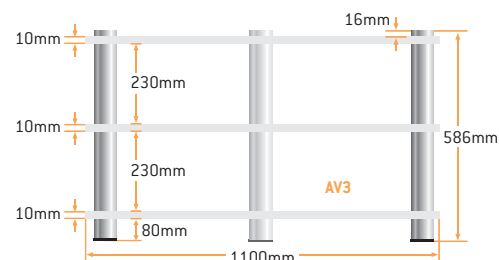
AV4

AV4B

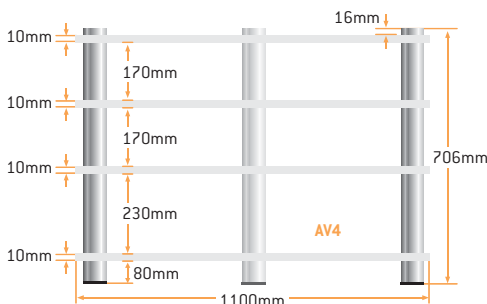
Please Note: Castors are not recommended on AV Corner stands.



AV2B - Polished chrome rods shown here with corner smoked 10mm glass.



AV3 - Polished chrome rods shown here with corner clear 10mm glass.



AV4B - Polished chrome rods shown here with corner smoked 10mm glass.



Each Optimum Modular Stand is available in seven different finishes.

optimum prelude standard & slimline

OPT4000SLB - Polished chrome rods shown here with slimline smoked 6mm glass.



The Prelude Standard & Slimline Range



Prelude is a very attractive four legged support stand with the extra depth of 520mm or the slimline depth of 400mm in 6mm or 10mm toughened safety glass. Prelude can easily take the deepest of today's audio visual components. Complete with cable management system and optional floor studs, Prelude offers total flexibility.

The **OPT3000/SL** and **OPT4000/SL** are ideal for housing components when using wall mounted plasma and LCD televisions.

OPT3000 - Satin black rods shown here with standard clear 10mm glass.

optimum prelude specifications

610mm wide units

Features:

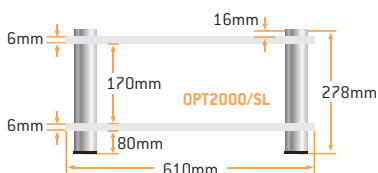
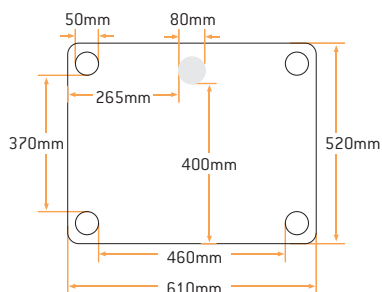
- 400mm or 520mm deep shelves
- Available in clear and smoked glass
- 6mm or 10mm toughened safety glass BS6206A
- Cable management system
- Optional castors - **Please contact Optimum for details**
- Suitable for hi-fi, plasma and LCD televisions

Product options and codes:

Clear Glass: OPT2000	Smoked Glass: OPT2000B
OPT3000	OPT3000B
OPT4000	OPT4000B
OPT5000	OPT5000B
OPT5500	OPT5500B
OPT6000	OPT6000B
OPT7000	OPT7000B
OPT8000	OPT8000B

Please Note: For Slimline glass add 'SL' to the end of the part code, but before the 'B' for smoked glass i.e. **OPT4000SLB**

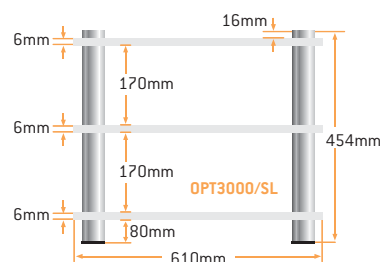
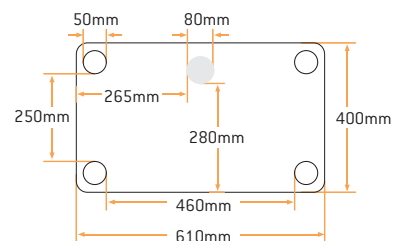
Standard Plan View



Using 10mm glass gives an overall height of 286mm.

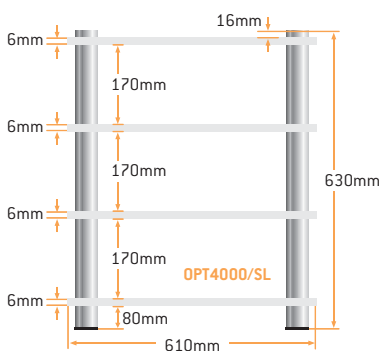
OPT2000SL - Stainless steel rods shown here with slimline clear 6mm glass.

Slimline Plan View



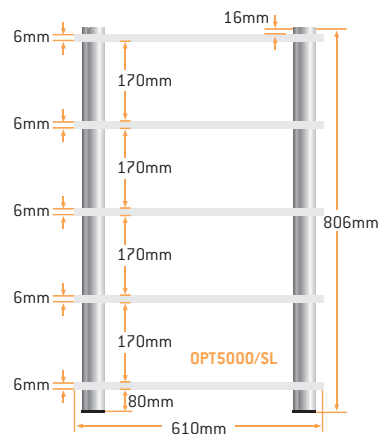
Using 10mm glass gives an overall height of 466mm.

OPT3000B - Satin black rods shown here with standard smoked 6mm glass.



Using 10mm glass gives an overall height of 646mm.

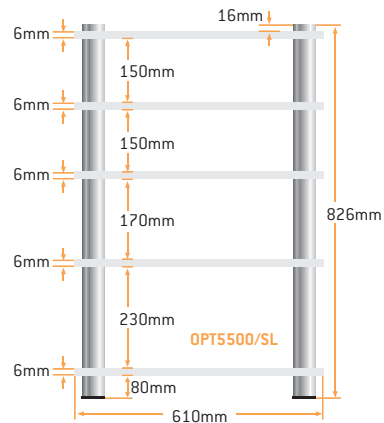
OPT4000SLB - Polished chrome rods shown here with slimline smoked 6mm glass.



Using 10mm glass gives an overall height of 826mm.

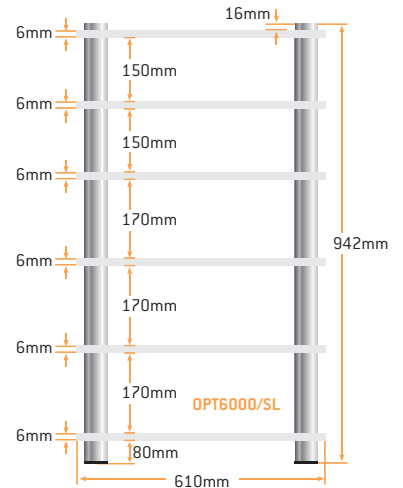
OPT5000 - Stainless steel rods shown here with standard clear 6mm glass.

optimum prelude specifications



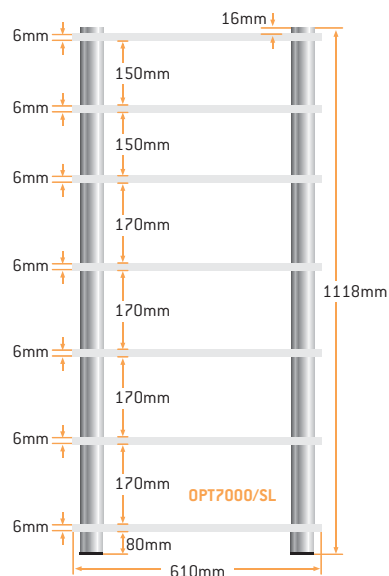
Using 10mm glass gives an overall height of 846mm.

OPT5500SL - Stainless steel rods shown here with slimline clear 6mm glass.



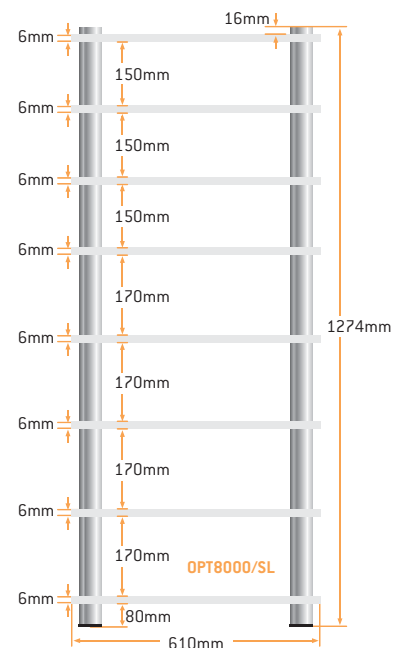
Using 10mm glass gives an overall height of 966mm.

OPT6000B - Polished gold rods shown here with standard smoked 6mm glass.



Using 10mm glass gives an overall height of 1146mm.

OPT7000SLB - Polished chrome rods shown here with slimline smoked 6mm glass.



Using 10mm glass gives an overall height of 1306mm.

OPT8000 - Polished chrome rods shown here with standard clear 6mm glass.

optimum premier standard & excel

OPT440 - Polished chrome rods shown here with excel clear 8mm glass and flat feet.



The Premier & Premier Excel Range

Distinctive, compact, original. The contoured shelves of this three pillar system look stunning with smaller components and medium sized LCD televisions. Equally at home as a wall or corner piece, its soft lines complement both sound and vision components and is ideal to partner a wall mounted plasma screen. The range comes with coned feet as standard but is available with flat feet as an option. The Premier Excel is ideal for today's deeper components.



OPT610 - Stainless steel rods shown here with standard clear 8mm glass and coned feet.

OPT440XLB - Cherry wood rods shown here with excel clear 8mm glass and coned feet.



optimum premier specifications

610mm wide units

Features:

- 520mm or 600mm deep shelves
- Available in clear and smoked glass
- 8mm toughened safety glass BS6206A
- Cable management system
- Optional castors with flat feet only
- Suitable for hi-fi, plasma and LCD televisions

Product options and codes:

Clear Glass: OPT340

OPT440

OPT490

OPT610

OPT660

OPT1020

OPT1190

OPT1360

Smoked Glass: OPT340B

OPT440B

OPT490B

OPT610B

OPT660B

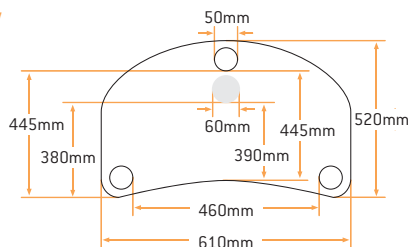
OPT1020B

OPT1190B

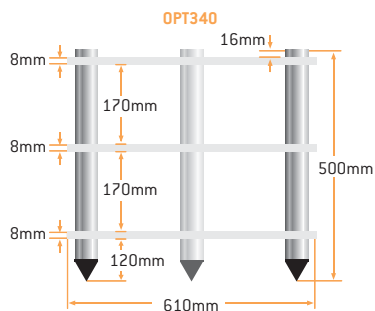
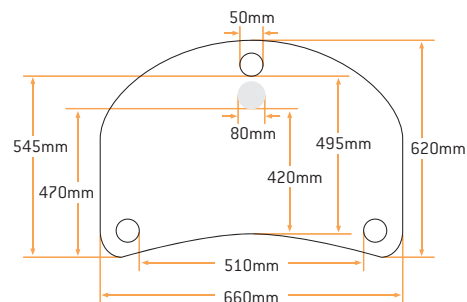
OPT1360B

Please Note: For Premier Excel glass add 'XL' to the end of the part code, but before the 'B' for smoked glass i.e. **OPT610XLB**

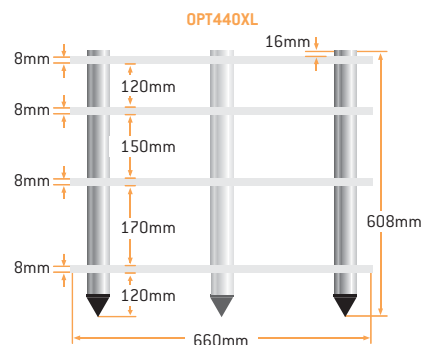
Standard Plan View



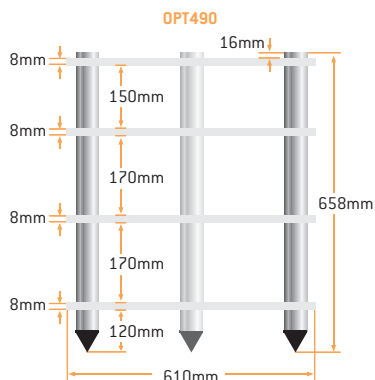
Excel Plan View



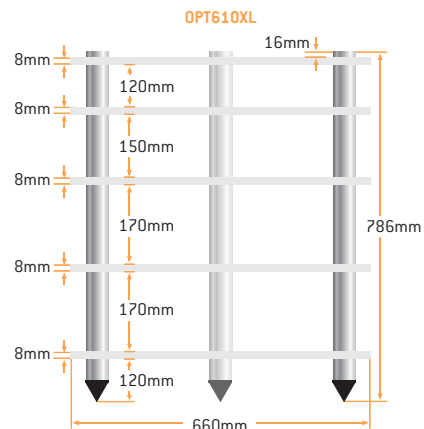
OPT340 - Polished chrome shown here with standard clear 8mm glass.



OPT440XLB - Satin black rods shown here with excel smoked 8mm glass.

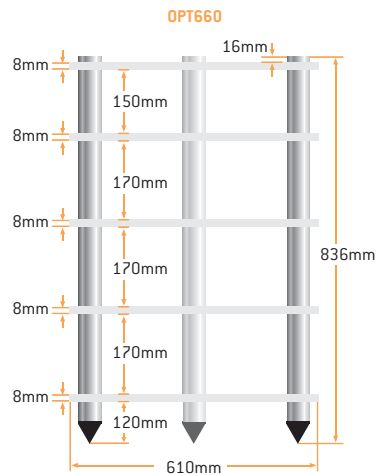


OPT490B - Polished chrome rods shown here with standard smoked 8mm glass.

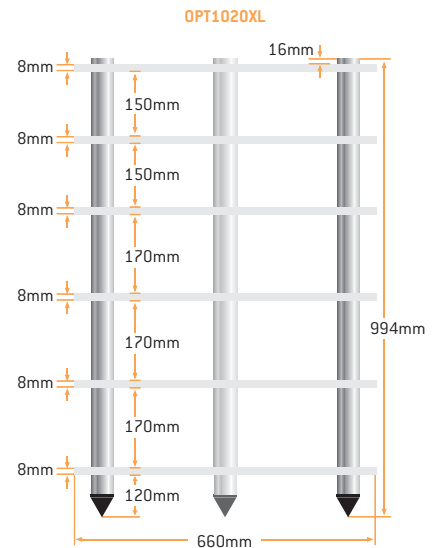


OPT610XL - Cherry wood rods shown here with excel clear 8mm glass.

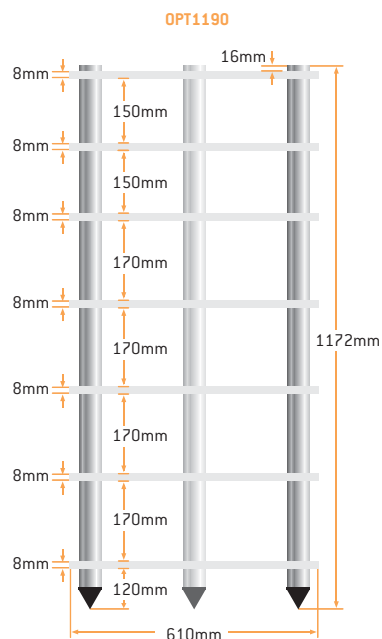
optimum premier specifications



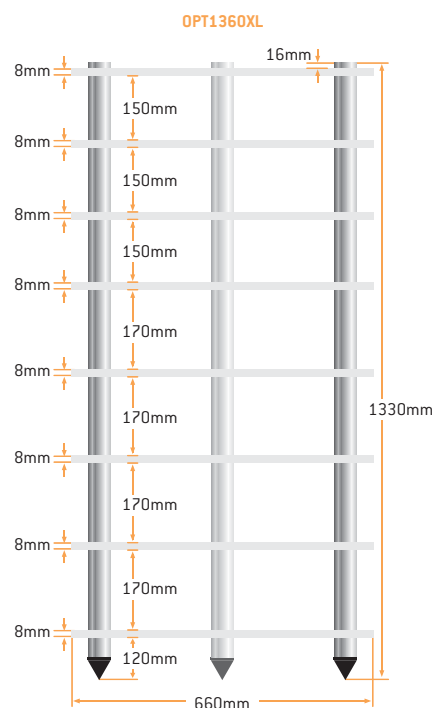
OPT660 - Stainless steel rods shown here with standard clear 8mm glass.



OPT1020XL - Satin black rods shown here with excel smoked 8mm glass.



OPT1190 - Polished chrome rods shown here with standard smoked 8mm glass.



OPT1360XL - Cherry wood rods shown here with excel clear 8mm glass.

optimum prestige



OPT3406 - Polished gold rods
shown here with clear 6mm glass.

The Prestige Range



OPT6606B - Stainless steel rods
shown here with smoked 6mm glass.

Appealing high quality, three legged system at an extremely competitive pricing level. Complete with cable management and supplied with optional floor studs. Ideal for housing components when using an LCD television or wall mounted plasma screen. The rear cut outs make this perfect for either wall or corner use.

The **OPT3406** and **OPT4906** are ideal for housing components when using wall mounted Plasma and LCD televisions.

optimum prestige specifications

610mm wide units

Features:

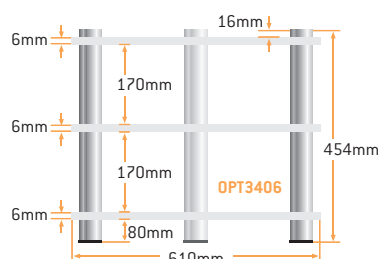
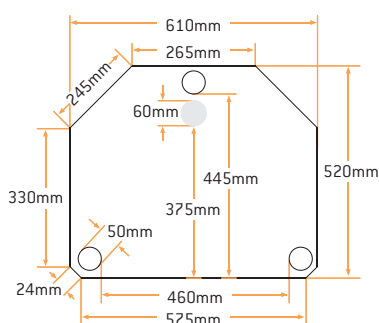
- 520mm deep shelves
- Available in clear and smoked glass
- 6mm toughened safety glass BS6206A
- Cable management system
- Optional castors
- Suitable for hi-fi, plasma and LCD televisions

Product options and codes:

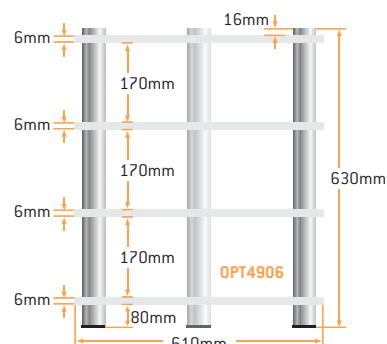
Clear Glass: OPT3406
OPT4906
OPT6606
OPT10206
OPT11906
OPT13606

Smoked Glass: OPT3406B
OPT4906B
OPT6606B
OPT10206B
OPT11906B
OPT13606B

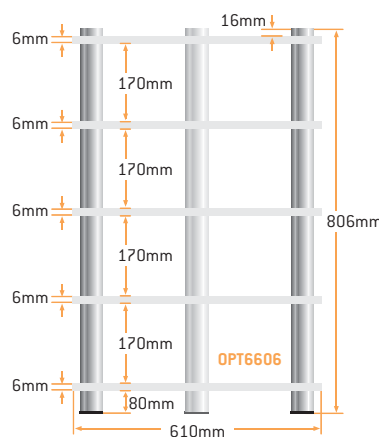
Standard Plan View



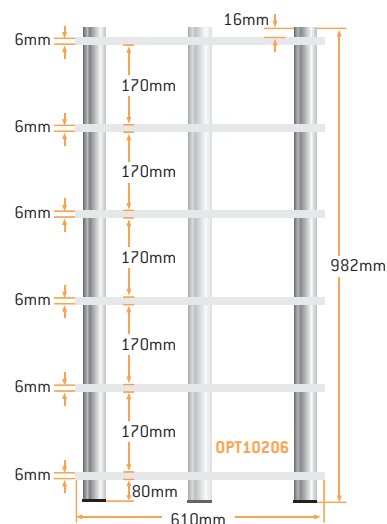
OPT3406 - Polished gold rods
shown here with clear 6mm glass.



OPT4906B - Polished chrome rods
shown here with smoked 6mm glass.

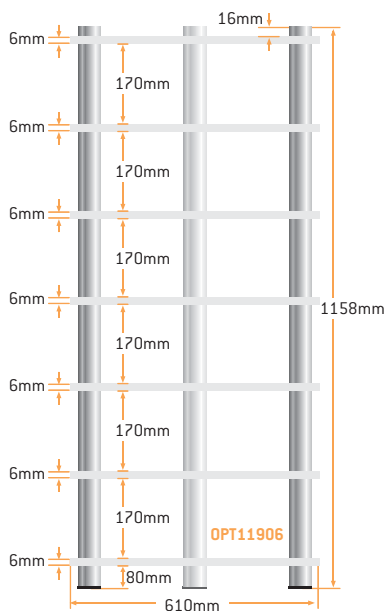


OPT6606 - Polished gold rods
shown here with clear 6mm glass.

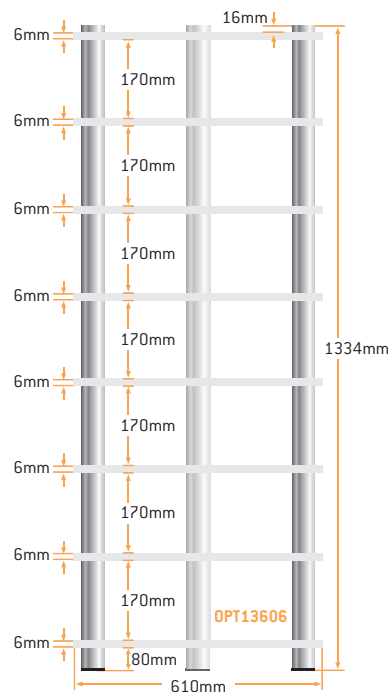


OPT10206B - Polished chrome rods
shown here with smoked 6mm glass.

optimum prestige specifications



OPT11906 - Polished gold rods shown here with clear 6mm glass.



OPT13606B - Polished chrome rods shown here with smoked 6mm glass.

OPT40CB - Satin black rod shown here with smoked 6mm glass & **OPT340B** - Polished chrome rods shown here with standard smoked 8mm glass.





G3B - Satin black rods shown here with smoked 4mm glass & **OPT40SB** - Satin black rod shown here with smoked 6mm glass.

The Designer Range



Stunning modular support systems attractively designed using 4mm toughened safety glass to accommodate today's state of the art mini hi-fi systems. A storage shelf for CDs or DVDs can be added to personalise the units further. All Designer models can incorporate a matching turntable shelf, supplied with black isolation pads.

Designer - the final piece in your mini masterpiece.

G4 - Polished gold rods shown here with clear 4mm glass.

optimum designer specifications

450mm wide units

Features:

- 305mm deep shelves
- Available in clear and smoked glass
- 4mm toughened safety glass BS6206A
- Optional turntable shelf with isolation mounts
- Optional castors
- Suitable for mini hi-fi systems

The Designer range does not include cable management.

Product options and codes:

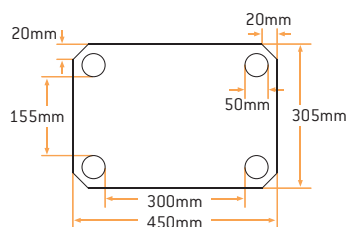
Clear Glass:	Smoked Glass:
G3	G3B
G4	G4B
G5	G5B
G6	G6B

Please Note: For a storage shelf add 'P' to the end of the part code, but before the 'B' for smoked glass i.e. **G5PB**

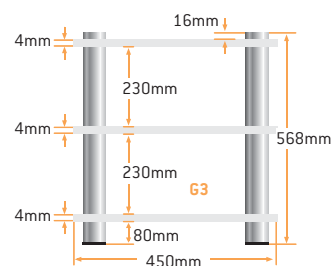
Please Note: For a turntable shelf add 'TT' to the end of the part code, but before the 'B' for smoked glass i.e. **G5TTB**

Please Note: For both a storage and a turntable shelf add 'PTT' to the end of the part code, but before the 'B' for smoked glass i.e. **G5PTTB**

Standard Plan View



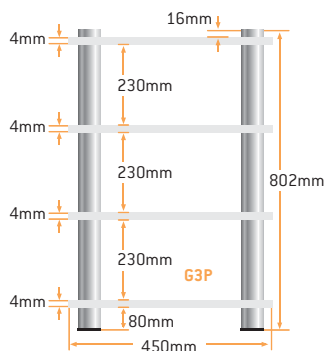
G3B - Satin black rods shown here with smoked 4mm glass.



Turntable Shelf



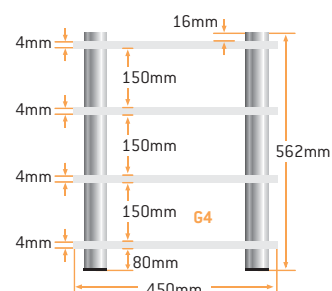
G3P - Polished gold rods shown here with clear 4mm glass and a clear 4mm storage shelf.



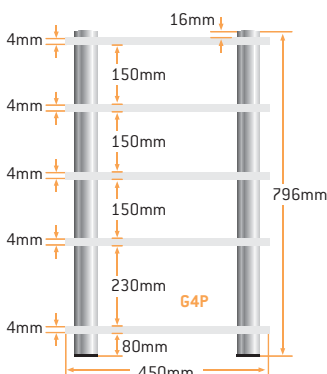
Adding a turntable shelf increases the overall height by 6mm.



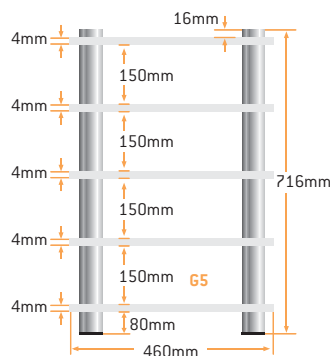
G4TT - Polished gold rods shown here with clear 4mm glass and a 4mm clear turntable shelf.



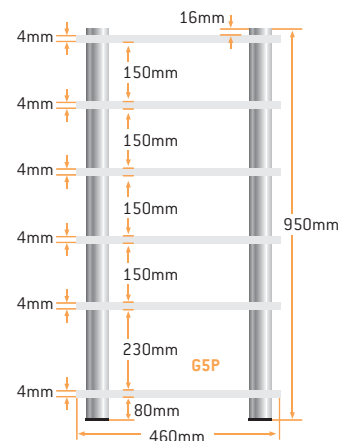
G4PB - Stainless steel rods shown here with smoked 4mm glass and a smoked 4mm storage shelf.



optimum designer specifications



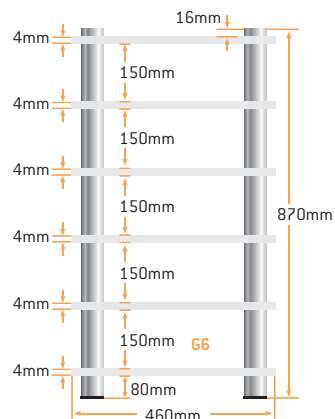
G5 - Polished gold rods shown here with clear 4mm glass.



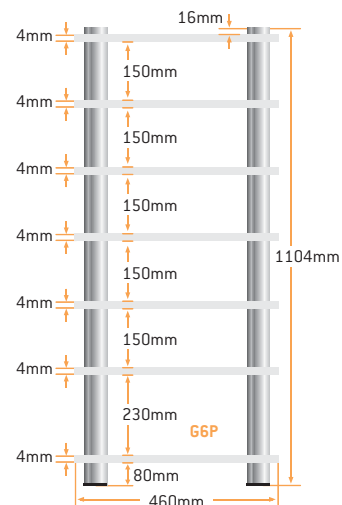
G5P - Polished gold rods shown here with clear 4mm glass and a clear 4mm storage shelf.

Adding a turntable shelf increases the overall height by 6mm.

The Designer range does not include cable management.



G6B - Stainless steel rods shown here with smoked 4mm glass.



G6P - Polished gold rods shown here with clear 4mm glass and a clear 4mm storage shelf.

optimum loudspeaker

OPT60C - Cherry wood rod shown here with clear 6mm glass & **OPT340XL** - Cherry wood rods shown here with excel clear 8mm glass.



The Loudspeaker Range



Complement your existing Optimum audio visual stand with a pair of these striking designer loudspeaker stands. They come complete with cable management system and are available in all seven rod finishes and three different heights. Toughened safety glass, metal pre-filled sand or real solid wood rods and heavy weight spikes ensure optimum sound performance. Floor discs are included for use with wood or laminate flooring.

OPT50SB - Satin black rod shown here with smoked 6mm glass & **OPT40C** - Polished chrome rod shown here with smoked 6mm glass.

optimum loudspeaker specifications

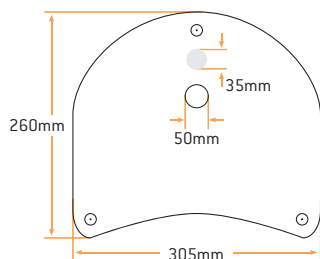
loudspeaker stands

Features:

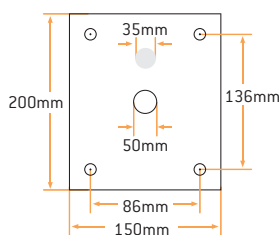
- 400mm, 500mm and 600mm heights available
- Available in clear and smoked glass
- 6mm toughened safety glass BS6206A
- Cable management system
- Curved or straight bases
- Suitable for home cinema systems

Product options and codes:

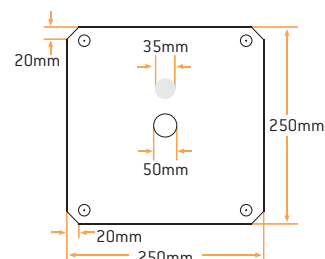
Square Clear Glass:	OPT40S	Square Smoked Glass: OPT40SB
	OPT50S	OPT50SB
	OPT60S	OPT60SB
Curved Clear Glass:	OPT40C	Curved Smoked Glass: OPT40CB
	OPT50C	OPT50CB
	OPT60C	OPT60CB



Curved Base Plate Plan

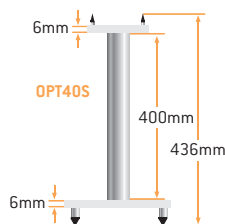


Top Plate Plan



Straight Base Plate Plan

OPT40CB - Polished chrome rod shown with smoked 6mm glass.

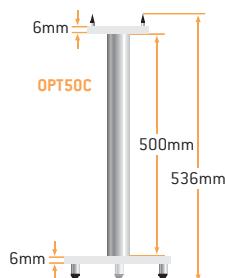


OPT40S

OPT40S - Satin black rod shown with clear 6mm glass.



OPT50C - Polished chrome rod shown with clear 6mm glass.




OPT50C

OPT50SB - Satin black rod shown with smoked 6mm glass.



OPT60C - Cherry wood rod shown with clear 6mm glass.



OPT60S

OPT60SB - Satin black rod shown with smoked 6mm glass.



Modular Spares


Whether you want to replace a damaged part, be that glass or rods, add a new shelf, or even change all the rod finishes on an existing stand, Optimum can help you.

The problem with some audio visual stands is you can not add a shelf, or even change the existing spacings on the shelves you have. With an Optimum Modular stand you can simply buy a Shelf Module, which includes three, four or five rods of any length from the range and a fitting kit. You can also replace new length rods to raise or lower a shelf to the new height you desire.

For any assistance on any of the above queries please contact the Customer Service Team at Optimum.



OPT490 - A display stand showing both the standard clear and smoked 8mm glass and all the different rod finishes.



luxury heavyweight top caps

If you change the finish of your stand don't forget to order the corresponding matching top caps.



rod finishes

You can change the finish on your Optimum Modular stand at any time. Finishes available are Satin Gold, Cherry Solid Wood, Polished Chrome, Satin Black, Stainless Steel, Polished Gold and Light Ash Solid Wood.



glass finish

All Optimum Modular stands are available in either clear or smoked glass.



OPT4000 - Satin black rods shown here with standard clear 6mm glass.

